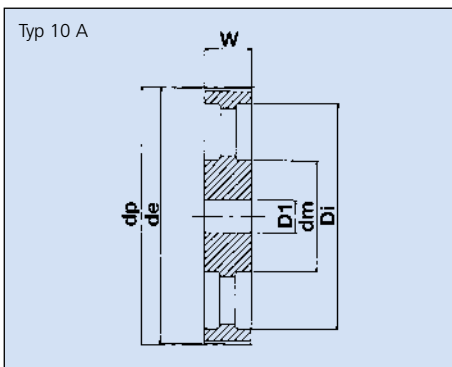
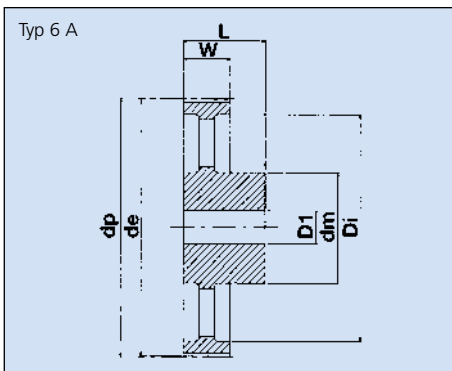
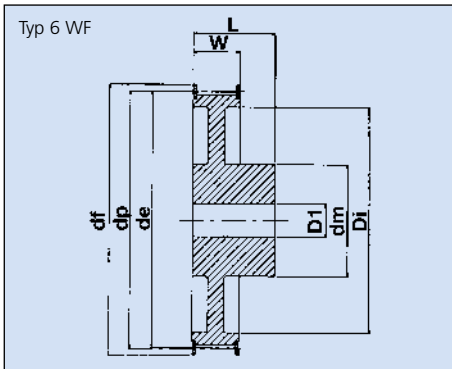
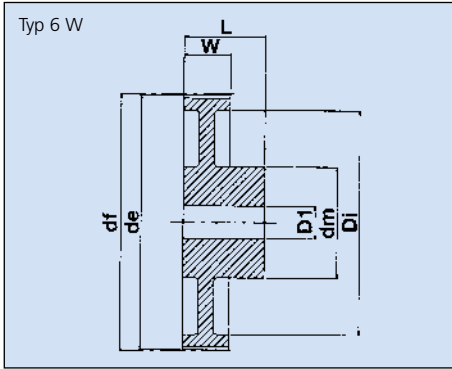
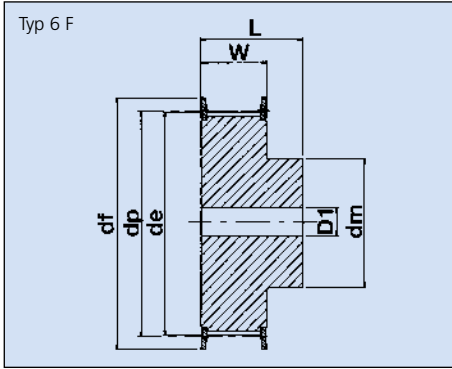


HTD-Zahnriemenscheiben

8M-30 (Teilung = 8 mm) – für Zahnriemenbreite = 30 mm



Artikel-Nr. Ketten Fuchs	Zähne- zahl	Typ	Werk- stoff	Abmessungen in mm							
				de	dp	dm	Di	df	W	L	D1
22-8M-30	22	6F	St	54,65	56,02	43,0	-	60,0	38,0	48,0	12,0
24-8M-30	24	6F	St	59,75	61,12	45,0	-	66,0	38,0	48,0	12,0
26-8M-30	26	6F	St	64,85	66,21	48,0	-	70,0	38,0	48,0	12,0
28-8M-30	28	6F	St	70,08	71,30	50,0	-	75,0	38,0	48,0	15,0
30-8M-30	30	6F	St	75,13	76,39	55,0	-	83,0	38,0	48,0	15,0
32-8M-30	32	6F	St	80,16	81,49	60,0	-	87,0	38,0	48,0	15,0
34-8M-30	34	6F	St	85,22	86,58	66,0	-	91,0	38,0	48,0	15,0
36-8M-30	36	6F	St	90,30	91,67	70,0	-	97,0	38,0	48,0	15,0
38-8M-30	38	6F	St	95,39	96,77	75,0	-	102,0	38,0	48,0	15,0
40-8M-30	40	6F	St	100,49	101,86	75,0	-	106,0	38,0	48,0	15,0
44-8M-30	44	6F	St	110,67	112,05	75,0	-	120,0	38,0	48,0	15,0
48-8M-30	48	6F	St	120,86	122,23	75,0	-	128,0	38,0	48,0	15,0
56-8M-30	56	6WF	St	141,23	142,60	90,0	116,0	150,0	38,0	48,0	15,0
64-8M-30	64	6WF	St	161,60	162,97	90,0	137,0	168,0	38,0	48,0	15,0
72-8M-30	72	6WF	St	181,97	183,35	95,0	158,0	192,0	38,0	48,0	15,0
80-8M-30	80	6W	GG	202,35	203,72	100,0	180,0	-	38,0	48,0	15,0
90-8M-30	90	6W	GG	227,81	229,18	100,0	204,0	-	38,0	48,0	15,0
112-8M-30	112	6A	GG	283,83	285,21	100,0	254,0	-	38,0	48,0	18,0
144-8M-30	144	6A	GG	365,32	366,69	100,0	336,0	-	38,0	48,0	20,0
168-8M-30	168	6A	GG	426,44	427,81	100,0	400,0	-	38,0	48,0	20,0
192-8M-30	192	6A	GG	487,55	488,92	100,0	460,0	-	38,0	48,0	20,0

8M-50 (Teilung = 8 mm) – für Zahnriemenbreite = 50 mm

Artikel-Nr. Ketten Fuchs	Zähne- zahl	Typ	Werk- stoff	Abmessungen in mm							
				de	dp	dm	Di	df	W	L	D1
22-8M-50	22	6F	St	54,65	56,02	43,0	-	60,0	60,0	70,0	12,0
24-8M-50	24	6F	St	59,75	61,12	45,0	-	66,0	60,0	70,0	12,0
26-8M-50	26	6F	St	64,85	66,21	48,0	-	70,0	60,0	70,0	15,0
28-8M-50	28	6F	St	70,08	71,30	50,0	-	75,0	60,0	70,0	15,0
30-8M-50	30	6F	St	75,13	76,39	55,0	-	83,0	60,0	70,0	15,0
32-8M-50	32	6F	St	80,16	81,49	60,0	-	87,0	60,0	70,0	15,0
34-8M-50	34	6F	St	85,22	86,58	66,0	-	91,0	60,0	70,0	15,0
36-8M-50	36	6F	St	90,30	91,67	70,0	-	97,0	60,0	70,0	15,0
38-8M-50	38	6F	St	95,39	96,77	75,0	-	102,0	60,0	70,0	15,0
40-8M-50	40	6F	St	100,49	101,86	75,0	-	106,0	60,0	70,0	18,0
44-8M-50	44	6F	St	110,67	112,05	75,0	-	120,0	60,0	70,0	18,0
48-8M-50	48	6F	St	120,86	122,23	80,0	-	128,0	60,0	70,0	18,0
56-8M-50	56	10WF	St	141,23	142,60	90,0	116,0	150,0	60,0	60,0	18,0
64-8M-50	64	10WF	St	161,60	162,97	100,0	137,0	168,0	60,0	60,0	18,0
72-8M-50	72	10WF	St	181,97	183,35	100,0	158,0	132,0	60,0	60,0	18,0
80-8M-50	80	10W	GG	202,35	203,72	110,0	180,0	-	60,0	60,0	18,0
90-8M-50	90	10W	GG	227,81	229,18	110,0	204,0	-	60,0	60,0	18,0
112-8M-50	112	10A	GG	283,83	285,21	110,0	254,0	-	60,0	60,0	18,0
144-8M-50	144	10A	GG	365,32	366,69	110,0	336,0	-	60,0	60,0	20,0
168-8M-50	168	10A	GG	426,44	427,81	120,0	400,0	-	60,0	60,0	20,0
192-8M-50	192	10A	GG	487,55	488,92	130,0	460,0	-	60,0	60,0	20,0

Bestellbeispiel

Zähnezahl 48			
Riementeilung 14 mm			
48	14 M	40	Riemenbreite 40 mm

lieferbar:

– mit Vorbohrung oder Fertigbohrung mit Nut nach DIN-Nr. 6885

